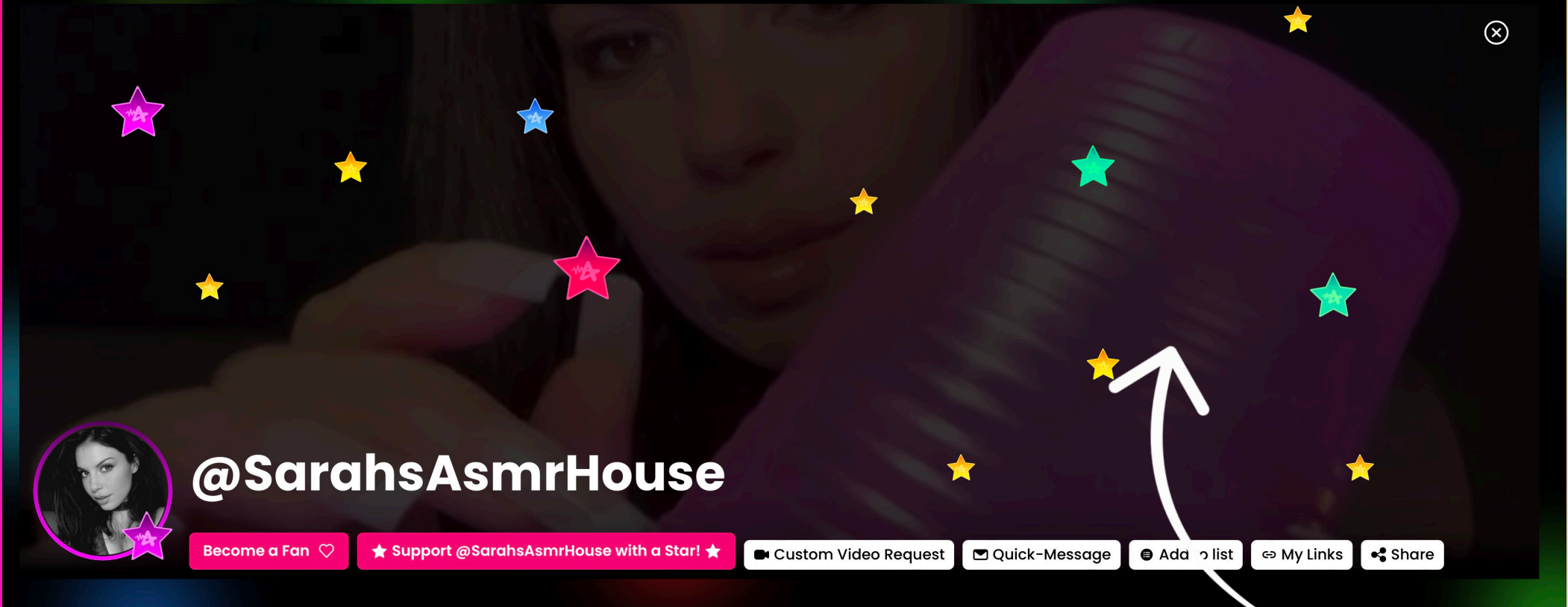


**Turn Stars
into Deeper
Fan Love.**

ASMR Stars®

A Growing Global Community



Your Star Wall

Step 1: Embrace the Star Season

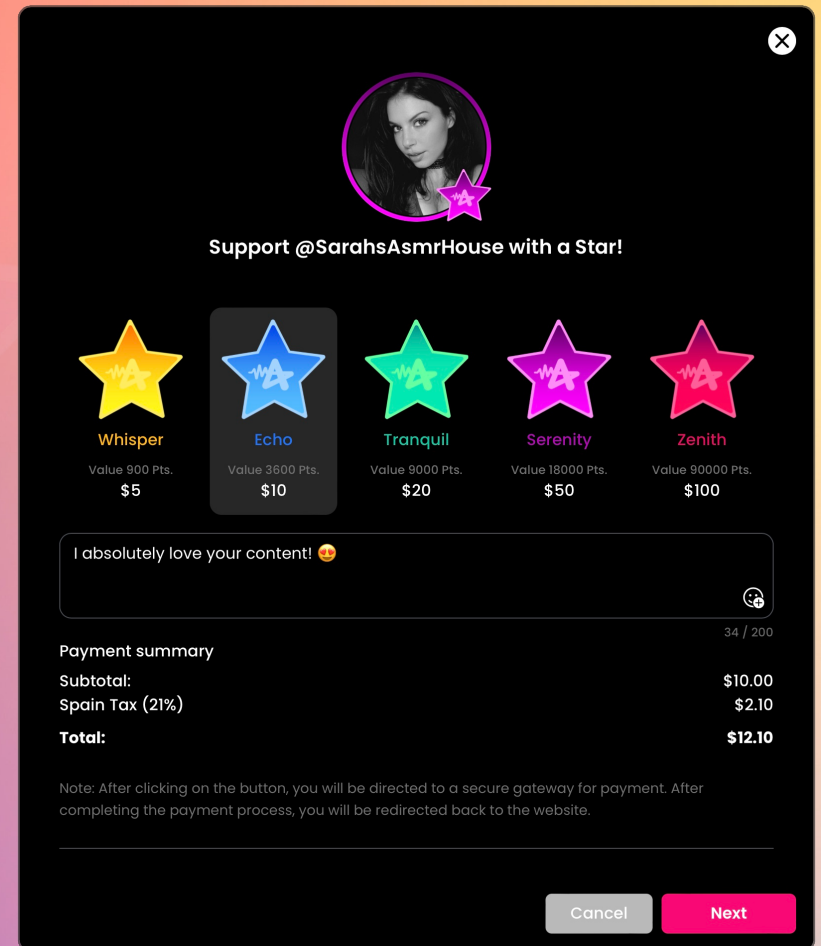
Time to let your **Stars** shine.

Now is the **perfect moment** to step into the spotlight and take full advantage of ASMR Stars®' most powerful and personal feature: **the Stars**.

Step 2: Understand Why Stars Matter

Stars are more than just a fun feature. They let fans feel **closer** to you.

They're **engaging, visual, and emotional** — and they turn casual viewers into loyal, supportive Fans.



The screenshot shows a dark-themed modal window for purchasing a star. At the top, there is a profile picture of a woman with a star icon next to it, and the text "Support @SarahsAsmrHouse with a Star!". Below this, five star options are displayed in a row, each with a different color and price:

Star Name	Value (Pts.)	Price
Whisper	900	\$5
Echo	3600	\$10
Tranquil	9000	\$20
Serenity	18000	\$50
Zenith	90000	\$100

The "Echo" star is selected and highlighted with a dark background. Below the star options is a text input field containing the message "I absolutely love your content! 😊" and a character count "34 / 200". To the right of the input field is a lock icon. Below the input field is a "Payment summary" section:

Payment summary	
Subtotal:	\$10.00
Spain Tax (21%)	\$2.10
Total:	\$12.10

Below the payment summary is a note: "Note: After clicking on the button, you will be directed to a secure gateway for payment. After completing the payment process, you will be redirected back to the website." At the bottom right, there are two buttons: "Cancel" and "Next".

Step 3: Create a Star-Driven Strategy

Get **creative** with what you offer fans in return for **Stars**. Here are two **ideas** you can try today:

- Tell your fans that this week, you'll respond to every Star with a personal message.
- Turn a fan into a Superfan by sending them a personal audio message when they gift you a Tranquil Star (\$20).

You can shape the experience to fit your style. Whether playful, romantic, mysterious or calming — it's about creating a **unique moment** between you and your fan.



ASMR Stars®

A Growing Global Community

Whisper star
gifted by @64BitGuy

Reply from @SarahsAsmrHouse
You are the best! 🍷

@SarahsAsmrHouse

Become a Fan ❤️

★ Support @SarahsAsmrHouse with a Star! ★

Custom Video Reque +

Quick-Message

Add to list

My Links

Share

Your Personal Reply

Step 4: Why It's Worth It

This strategy benefits both sides.

You **increase** your **income** while giving fans something truly **valuable** in **return**. It makes your supporters **feel appreciated** — and helps them understand the importance of backing your creative work.

Step 5: Announce It to Your Fans

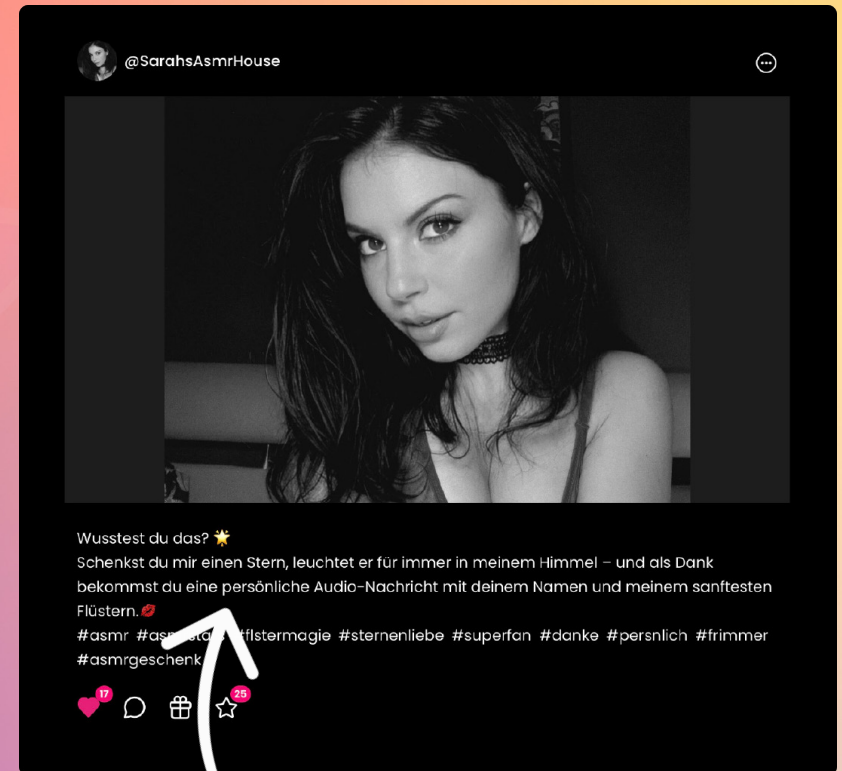
Use this example message to introduce your Stars and Star Wall to your audience:

„Did you know?

Every Star you gift me shines forever on my personal Star sky – a little piece of love I’ll never forget.

This week, if you send me a Star, I’ll whisper back with a personal audio message – just for you, with your name.

Your Star. My softest thanks. Our quiet little connection.“



Write a post

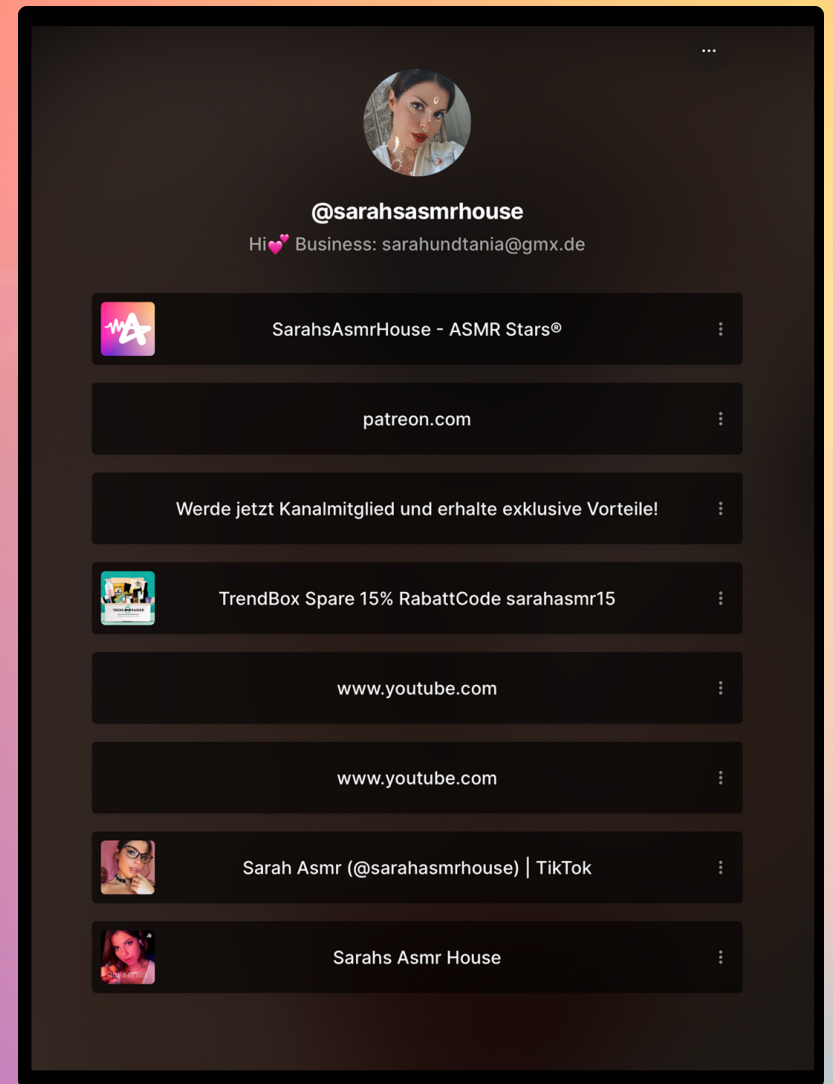
ASMR Stars®

A Growing Global Community

Step 6: Make It Visible

Help your fans **find** your Star Wall.
You can link to your Profile in your **bio**, add a **banner**, or create a **story** highlight on your other social platforms.

Fans **love** seeing their Star shining among others — and it reminds them they're part of your universe!



Add to your profile to your links

Step 7: Keep It Going

Don't make it a one-time promotion.
Try weekly or monthly Star Specials, rotate
your rewards, or surprise fans with mystery gifts.

The key is consistency.
It keeps fans engaged and excited.